

Big Ben

Steady ♩ = c.84



Tick, tock, tick, tock...

(If you like, go straight on to Little Ben.)



... and stop!

Little Ben

Still steady! ♩ = c.84




Tick, tock, tick, tock...




... and stop!






6



Lively ♩ = c.108

Ready, Steady, Bow!



5



Gently ♩ = c.80

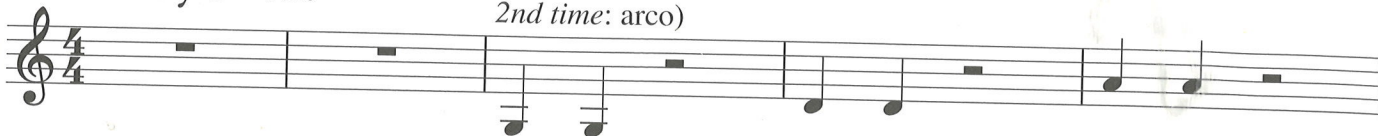
Musette

J. S. Bach
(1685-1750)


Trick or Treat

Ghostly ♩ = c.80

(1st time: pizz.
2nd time: arco)



6



Fiddle Faddle

Brightly ♩ = c.104

Welsh



7



To help you create the difference between minims (long bows) and crotchets (shorter bows), try bowing the rhythm to *Fiddle Faddle* on your left shoulder, without the violin. (Try not to get too much rosin on your shoulder!)

ACTIVITY

Open-String Boogie

Chunky ♩ = c.96

14
15

6



Snowflakes

Gently ♩ = c.100

16
17

6

11

(Move around the room and make free, floating movements in the air with your bow.)

ACTIVITY

The movements in the second half of *Snowflakes* will help you to get used to the feel of the bow.

The Hundred Pipers

Scottish

With energy ♩ = c.88



Swanee River

S. C. Foster
(1826–64)

Lazy swing ♩ = c.80



Vilanova

Spanish

With a lilt ♩ = c.92



Heading South

Latin American

Gently swaying ♩ = c.108

26
+
27

7

13

Play *Heading South* while gently swaying from foot to foot. This will help you to feel the rhythm and free up your bowing arm. Follow the movement of your bow, and remember to keep swaying when you lift your bow off the string (retake) for the bar's rest.

ACTIVITY

Silent Night

F. X. Gruber
(1787–1863)

Gently ♩ = c.100

28
+
29

8

15

22

Crocodile

Scary (mind those teeth!) ♩ = c.88

30 + 31

6

Cro-co-dile, cro-co-dile, cro-co-dile, cro-co-dile,

cro-co-dile, cro-co-dile, HAVE YOU HAD YOUR TEA? pizz.

Detailed description: The musical notation is in 4/4 time. The first line starts with a treble clef, a key signature of one flat (Bb), and a 4/4 time signature. It contains a repeat sign followed by a series of eighth notes. The second line starts with a measure rest for 6 measures, followed by more eighth notes, and ends with a double bar line and a 'pizz.' (pizzicato) instruction.



Uncle Joe

Cheerfully ♩ = c.96

North American

32 + 33

6

Detailed description: The musical notation is in 4/4 time. The first line starts with a treble clef, a key signature of two sharps (F# and C#), and a 4/4 time signature. It contains a repeat sign followed by a series of eighth notes. The second line starts with a measure rest for 6 measures, followed by more eighth notes, and ends with a double bar line.

Trolls, Orcs and Goblins

Grieg
(1843–1907)

Steady at first, and with menace ♩ = *c.*92

pizz.



5



10

arco



15


get faster and faster!




First Finger Rag

Jaunty ♩ = c.104

36
+
37



6




11

(Tap on a table with the screw end of your bow.)



15



Witches' Cauldron

Slow and spooky

♩ = c.88

gradually speed up on the repeat

38
+
39



7



Peeler's Jig

Irish

With energy ♩ = c.76



Tudor Pageant

Boldly ♩ = c.84

